



AQUALINE
MARINE LIMITED



NARROWBEAM RANGE

SPECIFICATION

Aqualine's hand-crafted narrowboats offer bespoke-level design and finish at an affordable price, backed by a reassuring after-sales support service.

All boats conform to the Recreational Craft Directive and come complete with CE mark plus a full 12 month warranty, and extended warranties on many parts. A full owner's manual with operating instructions and technical information is also provided.

Choose from three layouts, the Manhattan, Monaco and Madison, which can all be personalised with a wide choice of finishes and optional extras. You can also choose your length up to 70ft to incorporate more rooms or give more space to existing rooms.



Derby Office Mercia Marina, Findern Lane, Willington, Derbyshire DE65 6DW Tel: 01283 707357

Hanbury Office Hanbury Wharf, Hanbury Road, Droitwich, Worcester WR9 7DU Tel: 01905 794445

www.newandusedboat.co.uk
www.aqualinemarine.co.uk

TECHNICAL

Engines

E.P Barrus Yanmar engine 38hp 4 Cylinder, Newage PRM 120 gearbox, 1 x 50amp and 1 x 150amp alternators, standard panel, with a 5year warranty.

Choosing a boat 60 feet or over or plan on cruising rivers?

Upgrade: E.P Barrus Yanmar engine: 4 cylinder, 45hp engine with a 50 and a 240 amp alternator.

Keel cooled, Indirect Injection. PRM 150 hydraulic gearbox. Standard control panel. Upgraded control panel is available which features tachometer, oil pressure, voltmeter and water temperature gauges.

(All engines come installed, tested and running with one starter battery and a water lubricated stern tube).

Tanks

Water tank, approx. 110 gallons, fully baffled, stainless steel. Diesel Tank, approx. 55 gallons with drain off. Pressure tested. Black waste tank, 47 gallons approx. (Only available with a macerator pump out toilet).

Heating system

Diesel fired central heating system with timer which runs the finrads and a heated towel rail in the bathroom, also provides hot water through a twin coil calorifier, with immersion. The calorifier is also connected to the engine cooling circuit meaning that the engine will heat the hot water.

240v power system

Power to 4 brushed stainless steel double sockets (plus a plastic socket concealed inside the TV unit) is supplied via a 240V system fitted as standard. Tested and installed to RCD standard for connecting to shore power when moored in a marina. When cruising, power is supplied from a Victron 1200 Inverter with 50 amp charger. 3000 inverter with 120 amp charger is available as an upgrade.

12v System

4 x 110 amp semi-traction domestic batteries, which are charged by a dedicated alternator. These are connected to a purpose-built distribution panel, and the system has circuit breakers for all of the appliances. The lighting is a combination of wall lights and LED down lighters throughout the boat. There is also under gunwale lighting in the corridor, and step lights at the bow and stern.

Bigger capacity and more robust batteries.

Upgrade to Gel Tubular batteries with a storage capacity of 600 amh (amp hours) which are designed to accommodate regular charging and discharging.

EXTERNAL

Steelwork

Enhanced hull design built to CBA Code of Practice guidelines, with two full-length rubbing strakes. The hull is blacked (blackening not suitable for salt/brackish water).

Hull blacking Upgrade

Have your hull prepared for cruising salt/brackish water. Also gives you, on average, a longer period between blacking.

Steel Plating	10mm/6mm/5mm/4mm	Rubbing strakes	Two full length (three at bow/stern)
Style	Cruiser, Trad and Semi-Trad options	Handrails	T section easygrip with scuppers for drainage
Decks	All self draining	Bow lockers	Fitted as standard
Weed Hatch	Quick release	Anodes	4 x 2.5kg magnesium anodes
Fender eyes	Brass Recessed (chrome available)	Stern doors	Steel, lockable
Gas Locker	To hold 2 x 13kg bottles (one provided)	Bow doors	Hardwood, glazed and lockable

Cruising pack

Front, rear and 6 side fenders, landline for connecting to shore power, mallet, 2 mooring pins, tiller and pin, windlass, lifebuoy, front and rear ropes, chimney and chinese hat, fire extinguishers, fire blanket, smoke and CO alarm.

EXTERNAL (con't)

Paint scheme

We offer a range of designs and paint combinations (single colour paint and coachline as standard). All decks, roof and gunwales are finished with a non-slip surface.

Add that extra touch of style and individuality

Make sure your boat is the envy of the waterways by adding an extra colour. Choose an additional colour for the roof, handrails, counterbands and painted panels or maybe all four.

Window sizes

A mixture of portholes and windows (and a set of side doors) is used in the boat - refer to individual layout diagrams. Changes to window sizes can often be accommodated and we offer a choice between windows and portholes or a combination of both.

Anodes x 4

These are designed to sacrifice themselves before the hull of your boat and along with the galvanic isolator help protect the hull.

Bow lockers

Offer additional seating and handy storage for mooring pins, spare ropes and hose pipes.

Side doors

Allows extra light and ventilation to flood in as and when you choose.

INTERNAL

Layout

The Manhattan offers the conventional layout of bedroom at the stern and saloon at the bow, whilst the Monaco includes a cross bathroom allowing space for a utility area at the stern (with optional second loo). The Madison is a reverse layout with the galley at the stern and bedroom at the bow. Individual diagrams are shown on page 9, but note that we can include extra length in order to add in additional rooms, (for instance a dinette cabin or second bedroom) or extend existing rooms to provide more space.

Lining and wood type

All boats come with a choice of Ash or Oak. The roof in the standard craft is solid hardwood linear tongue and groove. The bedroom and bathroom have diagonal tongue and groove on the cabin sides. The remaining cabin area (galley, saloon) has a panelled effect, lined with deep hardwood trim. Full panelling or full tongue and groove also available.

Flooring

The bedroom area is carpeted (with underlay) and the bathroom floor is tiled, whilst the remainder of the boat has a solid 20mm hardwood flooring fitted over a plywood sub floor. Full hardwood, carpet or galley tiling available at no extra cost.

Interior finishes

We offer a choice of colours on soft furnishings, tiles, carpets (with underlay) and work surfaces as well as the exterior paintwork.

Bedroom

Fixed double bed (option to have a Kingsize extending bed) with drawers under and overhead cupboard with down lights. Full length wardrobes. The Madison boasts an additional vanity unit.

Fancy extra sleeping space but don't want a bigger boat?

Why not fit a dinette in the saloon and have an extra two berth sleeping area for guests, or extend the length of the boat to incorporate a separate dinette cabin.

Bathroom

An electric macerator (pump out) toilet, vanity unit with hand basin and full wall mirror with illuminated pelmet over. There is a full-sized corner shower with a mixer unit. The shower is surrounded by a hardwood glazed screen and door. There is a heated towel rail, and shelving to provide further storage. The Madison and Manhattan bathrooms are compartmentalised whilst the Monaco is a full-width walk through bathroom.

INTERNAL (con't)

Galley

Split galley with solid hardwood doors and hardwood or granite worksurfaces, optional breakfast bar or dinette. There is a full-sized stainless steel hob, oven and separate grill, integrated fridge and deep full size stainless steel sink with monobloc taps over. The use of 'magic corners' provides an ingenious solution to the problem of hard-to-reach corners. Overhead cupboards and shelving provides further storage. The Monaco has a U-shaped galley.

Saloon

Large saloon designed for free standing furniture with a cast iron solid fuel stove. We fit a TV aerial and a unit with shelving, or why not upgrade to the TV/DVD option which fits discretely under the gunwale.

TV cinema surround sound upgrade

Bring the movies to your boat with a multi purpose Phillips Fidelio SoundBar with wireless subwoofer and independent detachable Bluetooth® rear speakers which can be connected to any other Bluetooth® device for streaming music anywhere. Perfect whatever the occasion.

Utility/second loo

This utility area is fitted as standard on a Monaco design, which can be utilised for optional second loo. Using our bespoke length service you can of course incorporate this into the other designs.

Under gunwale lighting

Downlighting brings ambient and soft lighting in the bedroom and corridor.

Step lights - bow and stern

Safety and style combined.

OPTIONAL EXTRAS

DESCRIPTION	MANHATTAN	MONACO	MADISON
	57 foot from £99,950	57 foot from £99,950	57 foot from £99,950
Bespoke lengths available Available in 1ft increments, fitted or unfitted	POA	POA	POA
SE Pack Package of factory fitted optional extras with a whole new interior design approach offered at a cost saving price.	£3,250	£3,250	£3,250
Cruiser Stern Open deck perfect for al fresco dining or socialising with friends, whether moored or out cruising.	Included	Included	Included
Semi-Trad Stern (inc lockers) Ideal halfway house between cruiser and trad sterns, offering storage and safety for kids and dogs.	£1,595	£1,595	£1,595
Trad Stern Traditional lines with lovely cabin up-sweep appealing to the traditional boater. Ideal for housing a washing machine when planning residential living.	£1,200	£1,200	N/A

TECHNICAL

Barrus Yanmar 45 engine Recommended for boats 60 ft or over	£1,350	£1,350	£1,350
Engine panel upgrade Oil pressure, water temp and voltage indicator gauges give instant feedback when pushing harder up rivers.	£295	£295	£295
Hospital silencers Although the engines have a lovely sound this oversized silencer quietens the exhaust note even more.	£595	£595	£595
Bow thruster Like power steering on a car, makes the boat so much easier to handle.	£2,695	£2,695	£2,695
Bow tube For easier upgrading to a bow thruster in later years.	£795	£795	£795
Upgrade to Victron 3000/120A Even more silent AC power, ideal for all the mod-cons needed for residential living.	£1,895	£1,895	£1,895
Travel power (240v alternator) Engine driven 240v alternator to stay powered when not near a landline.	£3,250	£3,250	£3,250
600A/hr Gel Tubular Battery upgrade Increased capacity and a more robust battery package for the residential boater.	£1,195	£1,195	£1,195
Gauge pack The easy way to keep an eye on your water, diesel and battery levels.	£1,200	£1,200	£1,200

All prices include VAT at 20%. We reserve the right to alter the specification at any time without prior notice.

TECHNICAL con't

	MANHATTAN	MONACO	MADISON
Morso diesel stove A clean way to bring instant warmth to your boat on those winter evenings.	£1,850	£1,850	£1,850
Lockmaster Reflex stainless steel diesel stove A more stylish and contemporary way of achieving the above.	£1,850	£1,850	£1,850
Taff rails on semi-trad or trad Rear rail seats to take the weight off while cruising.	£695	£695	£695
Instrument security panel An ingenious cover for cruiser sterns to secure and protect your engine instrumentation.	£345	£345	£345
Cratch A frame (Cover charged separately, please ask) All weather cover to allow bow area to be used all year round.	£985	£985	£985
Navigation lights A requirement for night time cruising on certain rivers as well as improving the external look of your boat.	£495	£495	£495
Painted panels Give your boat a distinctive appearance with complementary matching colour.	£495	£495	£495
Painted roof Lighter shades keep the boat cooler in summer.	£545	£545	£545
Painted handrail Add that touch of individuality as well as style.	£395	£395	£395
Painted counterbands A traditional touch to the stern.	£295	£295	£295

EXTERNAL

Interzone blacking upgrade Greater flexibility on where you can cruise and moor (brackish water) as well as giving extra time between blacking.	£1,800	£1,800	£1,800
Chrome pack External hardware including tiller arm, mushrooms, fairleads, coupled with polished aluminum framed windows.	£350	£350	£350
Houdini hatch A 500 x 500cm sunroof for boats.	£1,200	£1,200	£1,200
Additional side doors As the name suggests - an extra set of side doors.	£895	£895	£895
Side door internal screen Turn your side door into a window allowing extra natural light but keep the wind out.	£545	£545	£545
Outside Tap Convenience and ease.	£445	£445	£445

INTERNAL con't

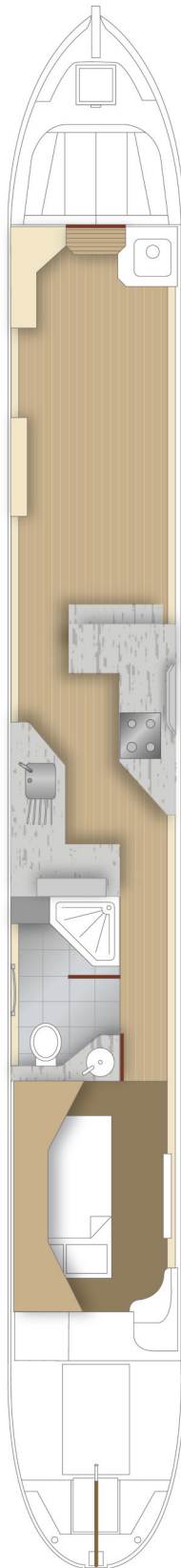
	MANHATTAN	MONACO	MADISON
Choice of lining/design	Ash or Oak	Ash or Oak	Ash or Oak
Full T&G throughout A slightly more traditional wooden finish for a spectacular look throughout.	£2,200	£2,200	£2,200
Granite breakfast bar A stylish and complimentary add on to give convenient dining.	£495	£495	£495
12v fridge instead of 240v Like a 240v fridge but 12v.	£495	£495	£495
Washing Machine Washing machine cleverly integrated into the cabinetry of the boat, model (either slim line or compact studio style) depends on layout and location.	£1,295	£1,295	£1,295
Soft LED uplights Low level lighting bringing an extra subtle ambience to guide you through the boat.	£495	£495	£495
Additional 12v or 240v sockets Extra power points to meet your needs wherever you need them. Priced per socket.	£175	£175	£175
Bed extension A convenient way to get 5 feet of luxury sleeping space.	£750	£750	£750
Cross bed Offers the advantage of easier access to either side of the bed.	£945	£945	£945
Dinette - L shaped A clever design that transforms easily, allowing you to relax, eat or sleep all in one area.	£1,950	£1,950	£1,950
Dinette - Pullman This convenient feature is perfect for dining or sleeping.	£1,950	£1,950	£1,950
32" tv/dvd in a cabinet Discreet entertainment from a stylish, slimline under gunwale design.	£1,495	£1,495	£1,495
32" tv/dvd home cinema system A multi purpose Phillips Fidelio SoundBar with wireless subwoofer and independent detachable Bluetooth® rear speakers which can be connected to any other Bluetooth® device for streaming music anywhere.	£1,950	£1,950	£1,950
Satellite tv More channels at your disposal on those long winter evenings.	£945	£945	£945
Additional tv aerial Choose extra tv aerial points so you never miss your favourite programme. Ideal for the bedroom.	£100	£100	£100
Frosted glazed privacy door Create more personal space easily.	£695	£695	£695

INTERNAL con't

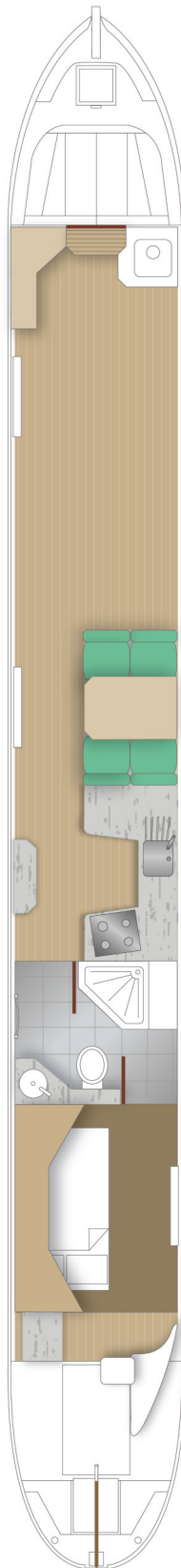
	MANHATTAN	MONACO	MADISON
335L pump out tank Bigger tank means increased times between pump outs.	£645	£645	£645
2nd toilet Don't get caught out with an extra cassette toilet.	NA	£1,950	NA
Cassette toilet Choose a remote cassette instead of a pump out tank.	FOC	FOC	FOC
Limestone tile upgrade A contemporary addition to an already modern.	£445	£445	£445
Cupboard under the stairs More storage space cleverly hidden.	£395	£395	N/A

FLOOR PLANS

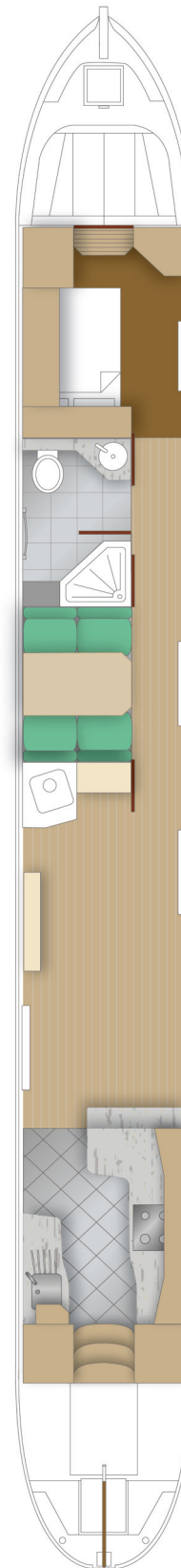
Typical illustrations of 60 foot narrowboat designs which can all be modified to accommodate most requirements up to 70 feet in length together with a host of optional extras. Please note that the dinette and the bed extension are optional extras.



MANHATTAN



MONACO



MADISON